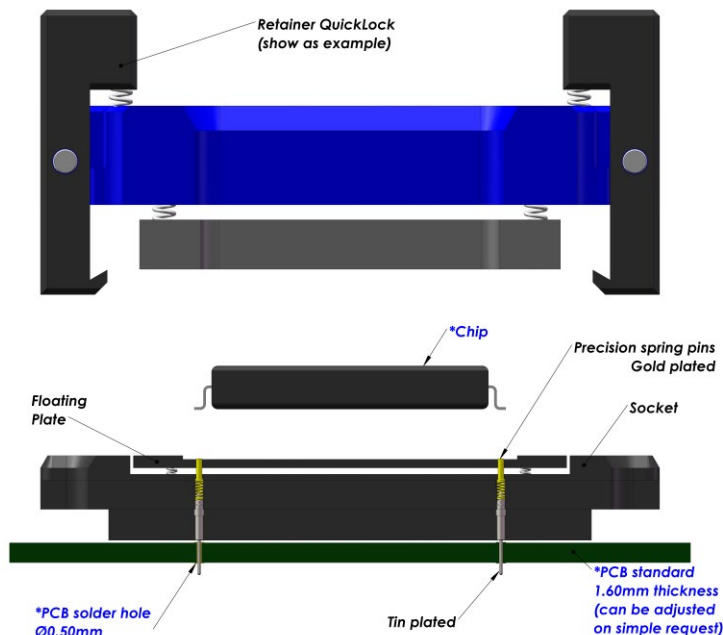




# Through-hole (THT) soldering Test Socket

For SOP / DSO / SOIC / QFP / xQFP / Flatpack Package  
**1.00 mm pitch** (from 1.00 mm up to 1.26 mm)



**E-tec Interconnect AG is the world leading Test socket manufacturer**

The Through-hole socket uses the same footprint as your chip. Socket is simply placed and wave soldered onto the PCB in the same way as the chip and it only requires a small amount of additional board space. Through-hole sockets are available with all retention systems. Please note, we will always request the chip data to ensure we offer a compatible socket.

Specifications contact type code 1070			
<b>Application</b>	Through-hole technology	<b>Force</b>	25 gr
<b>Mounting</b>	THT	<b>Current rating</b>	1.8 A
<b>Bandwidth (GHz@-1dB)</b>	3.4 GHz	<b>Capacitance pF</b>	1.03 pF
<b>Contact resistance</b>	<100mOhm	<b>Inductance nH</b>	1.80 nH
<b>Chip contact tip shape</b>	Single Point tip or Concave tip	<b>Temperature range</b>	-55°C to +150°C
<b>PCB tip shape</b>	Through-hole	<b>Mating cycles</b>	100 K

## How to order

**QU # #### -107# - ##### #5 #**

### Shape of tip

**U** : Concave

#### Options:

**P** : Pointed

### Nbr of contacts

Depends on ballcount of chip

### Contact type

**70** : Standard THT

**72** : Special THT to plug into MGS adapters

### Plating

**95**: Tin / Gold

**55**: Gold / Gold

Other on request

### Option code (see page 16-19)

**D** : Dead bug

**M** : Multi frames

**U** : Multi packages

**S** : Custom opening slot

**L** : Locating pegs

**A** : Alignment plate

**H** : Heatsink

**F** : Fan + Heatsink

**P** : Thermal drain pad

**W** : Transparent lid

**I** : Steel retention lid

**B** : Aluminium retention lid

**T** : Torque tool fixture

**G** : Handling button

### Retention frame type (Lid) (see page 12-15)

**S** : ScrewLock

**F** : FastLock

**B** : SpringLock

**H** : Open Clamshell Alu (<200 contacts)

**J** : Clamshell Alu (>200 contacts)

**L** : Open Lever Clamshell Alu (>200 contacts)

**Q** : Open QuickLock (<200 contacts)

**D** : QuickLock (>200 contacts)

**M** : Injection Molded ClamShell

### Grid code / Config. code

Will be given by the factory after receipt of the chip datasheet

