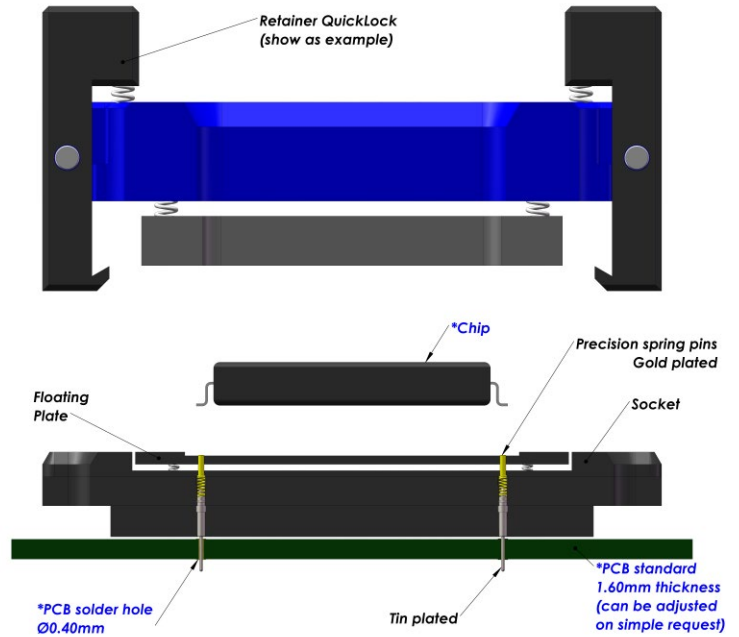




Through-hole (THT) soldering Test Socket

For SOP / DSO / SOIC / QFP / xQFP / Flatpack Package
0.80 mm pitch (from 0.80 mm up to 0.99 mm)



E-tec Interconnect AG is the world leading Test socket manufacturer

The Through-hole socket uses the same footprint as your chip. Socket is simply placed and wave soldered onto the PCB in the same way as the chip and it only requires a small amount of additional board space. Through-hole sockets are available with all retention systems. Please note, we will always request the chip data to ensure we offer a compatible socket.

Specifications contact type code 0870			
Application	Through-hole technology	Force	30 gr
Mounting	THT	Current rating	1.8 A
Bandwidth (GHz@-1dB)	3.4 GHz	Capacitance pF	0.59 pF
Contact resistance	<100mOhm	Inductance nH	1.70 nH
Chip contact tip shape	Single Point tip or Concave tip	Temperature range	-55°C to +150°C
PCB tip shape	Through-hole	Mating cycles	100 K

How to order

QU # # # # # -087# - # # # # # # # #5 #

<p>Shape of tip</p> <p>U : Concave</p> <p>Options:</p> <p>P : Pointed</p>	<p>Nbr of contacts</p> <p>Depends on ballcount of chip</p>	<p>Contact type</p> <p>70 : Standard THT</p> <p>72 : Special THT to plug into MGS adapters</p>	<p>Plating</p> <p>95: Tin / Gold</p> <p>55: Gold / Gold</p> <p>Other on request</p>	<p>Option code (see page 16-19)</p> <p>D : Dead bug</p> <p>M : Multi frames</p> <p>U : Multi packages</p> <p>S : Custom opening slot</p> <p>L : Locating pegs</p> <p>A : Alignment plate</p> <p>H : Heatsink</p> <p>F : Fan + Heatsink</p> <p>P : Thermal drain pad</p> <p>W : Transparent lid</p> <p>I : Steel retention lid</p> <p>B : Aluminium retention lid</p> <p>T : Torque tool fixture</p> <p>G : Handling button</p>
<p>Retention frame type (Lid) (see page 12-15)</p> <p>S : ScrewLock</p> <p>F : FastLock</p> <p>B : SpringLock</p> <p>H : Open Clamshell Alu (<200 contacts)</p> <p>J : Clamshell Alu (>200 contacts)</p> <p>L : Open Lever Clamshell Alu (>200 contacts)</p>		<p>Grid code / Config. code</p> <p>Will be given by the factory after receipt of the chip datasheet</p>		
		<p>Q : Open QuickLock (<200 contacts)</p> <p>D : QuickLock (>200 contacts)</p> <p>M : Injection Molded ClamShell</p>		

